



# Kusam Electrical Industries Ltd.

Regd. Office : G-17, Bharat Industrial Estate, T.J.Road, Sewree (W), MUMBAI- 400 015. INDIA.

Tel. Sales Direct Line : (022) 24156638

Tel. : (022) 24181649, 24124540,

Fax : (022) 24149659

CIN NO. : L31909MH1983PLC220457

E-mail : kusam\_meco@vsnl.net,

Website : www.kusamelectrical.com

Website : www.kusam-meco.co.in



ISO 9001:2008  
Quality Management System  
Cert. No. 10451



Date: 15/01/2015

To,  
The Bombay Stock Exchange  
Corporate Services Department,  
Dalal Street,  
Fort, Mumbai -400001

Sub: Submission of Documents under Listing Agreement

Dear Sir/ Madam,

With reference to above, we are glad to submit herewith the following documents and hope you will find the same in order:-

1. Updated Shareholding pattern under Clause 35 of the Listing Agreement for quarter ended 31/12/2014.

You are requested to kindly take the same on record and do the needful.

With Regards,

Yours Faithfully,

**For Kusam Electrical Industries Limited**


  
**Company Secretary**

## Introductory sub-table (I)(a)


<b>Name of the Company: KUSAM ELECTRICAL INDUSTRIES LIMITED</b>			
<b>Scrip Code, Name of the scrip, class of security: 511048</b>			
<b>Quarter ended: 31st December 2014</b>			
<b>Partly paid-up shares:-</b>	<b>No. of partly paid-up shares</b>	<b>As a % of total no. of partly paid-up shares</b>	<b>As a % of total no. of shares of the company</b>
Held by promoter/promoter group			0
Held by public			0
<b>Total</b>	<b>0</b>		<b>0</b>
<b>Outstanding convertible securities:-</b>	<b>No. of outstanding securities</b>	<b>As a % of total no. of outstanding convertible securities</b>	<b>As a % of total no. of shares of the company, assuming full conversion of the convertible securities</b>
Held by promoter/promoter group			0
Held by public			0
<b>Total</b>	<b>0</b>		<b>0</b>
<b>Warrants:-</b>	<b>No. of warrants</b>	<b>As a % of total no. of warrants</b>	<b>As a % of total no. of shares of the company, assuming full conversion of warrants</b>
Held by promoter/promoter group			0
Held by public			0
<b>Total</b>	<b>0</b>		<b>0</b>
<b>Total paid-up capital of the company, assuming full conversion of warrants and convertible securities</b>	<b>240000</b>		<b>100</b>




Statement Showing Shareholding Pattern								
Category code	Category of Shareholder	Number of Shareholders	Table (I)(a)		Total shareholding as a percentage of total number of shares		Shares Pledged or otherwise encumbered	
			Total number of shares	Number of shares held in dematerialized form	As a percentage of (A+B) <sup>1</sup>	As a percentage of (A+B+C)	Number of shares	As a percentage
(I)	(II)	(III)	(IV)	(V)	(VI)	(VII)	(VIII)	(IX)= (VIII)/(IV)*100
<b>(A)</b>	<b>Shareholding of Promoter and</b>							
<b>1</b>	<b>Indian</b>	0						
(a)	Individuals/ Hindu Undivided Family	8	150300	30050	62.63	62.63	0	0.00
(b)	Central Government/ State Government(s)	0	0	0	0.00	0.00	0	0.00
			0	0	0.00	0.00	0	0.00
(d)	Financial Institutions/ Banks	0	0	0	0.00	0.00	0	0.00
(e)	Any Others(Specify)	0	0	0	0.00	0.00	0	0.00
(e-i)					0.00	0.00		0.00
(e-ii)					0.00	0.00		0.00
	<b>Sub Total(A)(1)</b>	<b>8</b>	<b>150300</b>	<b>30050</b>	<b>62.63</b>	<b>62.63</b>	<b>0</b>	<b>0.00</b>
<b>2</b>	<b>Foreign</b>							
a	Individuals (Non-Residents Individuals/ Foreign Individuals)	0	0	0	0.00	0.00	0	0.00
b	Bodies Corporate	0	0	0	0.00	0.00	0	0.00
c	Institutions	0	0	0	0.00	0.00	0	0.00
d	<b>Qualified Foreign Investor</b>	0	0	0	0.00	0.00	0	0.00
e	Any Others(Specify)						0	0.00
d-i								0.00
d-ii								0.00
	<b>Sub Total(A)(2)</b>	<b>0</b>	<b>0</b>	<b>0</b>	<b>0.00</b>	<b>0.00</b>	<b>0</b>	<b>0.00</b>
	<b>Total Shareholding of Promoter and Promoter Group (A)= (A)(1)+(A)(2)</b>	<b>8</b>	<b>150300</b>	<b>30050</b>	<b>62.63</b>	<b>62.63</b>	<b>0</b>	<b>0.00</b>



<b>(B)</b>	<b>Public shareholding</b>							
<b>1</b>	<b>Institutions</b>							
(a)	Mutual Funds/ UTI	0	0	0	0.00	0.00	0	0.00
(b)	Financial Institutions / Banks	0	0	0	0.00	0.00	0	0.00
(c)	Central Government/ State Government(s)	0	0	0	0.00	0.00	0	0.00
(d)	Venture Capital Funds	0	0	0	0.00	0.00	0	0.00
(e)	Insurance Companies	0	0	0	0.00	0.00	0	0.00
(f)	Foreign Institutional Investors	0	0	0	0.00	0.00	0	0.00
(g)	Foreign Venture Capital Investors	0	0	0	0.00	0.00	0	0.00
(h)	Qualified Foreign Investor	0	0	0	0.00	0.00	0	0.00
(i)	Any Other (specify)	0	0	0	0.00	0.00		
(h-i)					0.00	0.00		
(h-ii)								
	<b>Sub-Total (B)(1)</b>	<b>0</b>	<b>0</b>	<b>0</b>	0.00	0.00	0	0.00
<b>B 2</b>	<b>Non-institutions</b>							
(a)	Bodies Corporate	2	33350	0	13.90	13.90	0	0.00
(b)	Individuals				0.00	0.00	0	0.00
I	Individuals -i. Individual shareholders holding nominal share capital up to Rs 1 lakh	30	10300	0	4.29	4.29		
							0	0.00
II	ii. Individual shareholders holding nominal share capital in excess of Rs. 1 lakh.	2	46050	0	19.19	19.19		
							0	0.00
(c)	Qualified Foreign Investor							
(d)	Any Other (specify)							
(d-i)	Directors & relatives	0	0	0	0.00	0.00	0	0.00
(d-ii)	Non Resident Indians	0	0	0	0.00	0.00	0	0.00
(d-iii)	Hindu Undivided Families	0	0	0	0.00	0.00	0	0.00
(d-iv)	Clearing Member	0	0	0	0.00	0.00	0	0.00
		0	0	0	0.00	0.00	0	0.00
	<b>Sub-Total (B)(2)</b>	<b>34</b>	<b>89700</b>	<b>0</b>	37.38	37.38	0	0.00
<b>(B)</b>	<b>Total Public Shareholding (B)= (B)(1)+(B)(2)</b>	<b>34</b>	<b>89700</b>	<b>0</b>	37.38	37.38	0	0.00
	<b>TOTAL (A)+(B)</b>	<b>42</b>	<b>240000</b>	<b>30050</b>	<b>100.00</b>	<b>100.00</b>	<b>0</b>	<b>0.00</b>



Sr.No	Notes
1	Nil
2	
3	
4	
5	
6	
7	
8	
9	



**(I)(b) Statement showing holding of securities (including shares, warrants, convertible securities) of persons belonging to the category “Promoter and Promoter Group”**

Sr.	Name of the shareholder	Details of Shares held		Encumbered shares (*)			Details of warrants		Details of convertible securities		Total share capital (including underlying assuming conversion of warrants and convertible securities) of diluted share capital
No.		Number of shares held	As a % of grand total (A)+(B)+(C)	No.	As a percentage	As a % of grand total (A)+(B)+(C) of sub-clause (I)(a)	Number of warrants held	As a % total number of warrants of the same class	Number of convertible securities held	As a % total number of convertible securities of the same class	
(I)	(II)	(III)	(IV)	(V)	(VI)=(V)/(III)*100	(VII)	(VIII)	(IX)	(X)	(XI)	(XII)
1	SHRI CHANDMAL PARASMAL GOLIYA	66300	27.63		0.00	0.00		0	0	0	
2	MRS PREMDEVI NAVARATTANMAL GOLIYA	5000	2.08		0.00	0.00		0	0	0	
3	MRS PRAMILA ABHAY GOLIYA	5000	2.08		0.00	0.00		0	0	0	
4	SHRI NAVRATTANMAL PARASMAL GOLIYA	13000	5.42		0.00	0.00		0	0	0	
5	SHRI ABHAY KUMAR PARASMAL GOLIYA	20000	8.33		0.00	0.00		0	0	0	
6	SHRI JHANWARLAL SIPANI	39500	16.46		0.00	0.00		0	0	0	
7	V. M. LODHA	600	0.25		0.00	0.00		0	0	0	
8	SARASWATI LODHA	900	0.38		0.00	0.00		0	0	0	
9								0	0	0	
10											
11											
TOTAL		150300	62.63	0	0.00	0.00	0	0	0	0	

(\*) The term “encumbrance” has the same meaning as assigned to it in regulation 28(3) of the SAST Regulations, 2011



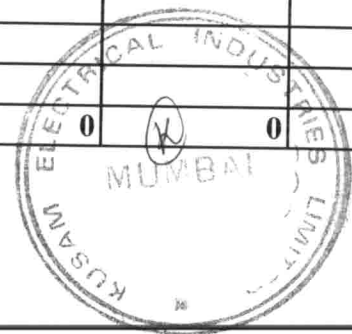
**(D)(c)(i) Statement showing holding of securities (including shares, warrants, convertible securities) of persons belonging to the category "Public" and holding more than 1% of the total number of shares**

Sr. No.	Name of the shareholder	Number of shares held	Shares as a percentage of total number of shares {i.e., Grand Total (A)+(B)+(C) indicated in Statement at para (I)(a) above}	Details of warrants		Details of convertible securities		Total shares (including underlying shares assuming full conversion of warrants and convertible securities as a % of diluted share capital)
				Number of warrants held	As a % total number of warrants of the same class	Number of convertible securities held	% w.r.t total number of convertible securities of the same class	
1	SHRI KAMAL PREMCHAND GOLIYA	18350	7.65		0		0	
2	MRS NANDITA KAMAL GOLIYA	27700	11.54		0		0	
3	SURAJ INSTRUMENT PRIVATE LIMITED	15000	6.25		0		0	
4	PARAS ELECTRONICS PRIVATE LIMITED	18350	7.64		0		0	
5								
6								
7								
8								
9								
10								
<b>TOTAL</b>		<b>79400</b>	<b>33.08</b>	<b>0</b>	<b>0</b>	<b>0</b>	<b>0</b>	



**(I)(c)(ii) Statement showing holding of securities (including shares, warrants, convertible securities) of persons (together with PAC) belonging to the category "Public" and holding more than 5% of the total number of shares of the company**

Sr. No.	Name(s) of the shareholder(s) and the Persons Acting in Concert (PAC) with them	Number of shares	Shares as a percentage of total number of shares {i.e., Grand Total (A)+(B)+(C) indicated in Statement at para (I)(a) above}	Details of warrants		Details of convertible securities		Total (incl. unde sha assum conver warrant conver securi a % of share o
				Number of warrants	As a % total number of warrants of the same class	Number of convertible securities held	% w.r.t total number of convertible securities of the same class	
1	SHRI KAMAL PREMCHAND GOLIYA	18350	7.65	0	0	0	0	
2	MRS NANDITA KAMAL GOLIYA	27700	11.54	0	0	0	0	
3	SURAJ INSTRUMENT PRIVATE LIMITED	15000	6.25	0	0	0	0	
4	PARAS ELECTRONICS PRIVATE LIMITED	18350	7.64	0	0	0	0	
5								
6								
7								
8								
9								
10								
<b>TOTAL</b>		<b>79400</b>	<b>33.08</b>	<b>0</b>	<b>0</b>	<b>0</b>	<b>0</b>	





(I)(d) Statement showing details of locked-in shares

Sr. No.	Name of the shareholder	Number of locked-in shares	Locked-in shares as a percentage of total number of shares {i.e., Grand Total (A)+(B)+(C) indicated in Statement at para (I)(a) above}
1	NIL	Nil	Nil
2			
3			
4			
5			
6			
7			
8			
9			
TOTAL			



(II)(a) Statement showing details of Depository Receipts (DRs)

Sr. No.	Type of outstanding DR	Number of outstanding	Number of shares	Shares underlying outstanding DRs as a
1				0.00
2				0.00
3				0.00
4				0.00
5				0.00
6				0.00
7				0.00
8				0.00
9				0.00
				0.00
<b>TOTAL</b>		<b>0</b>	<b>0</b>	<b>0.00</b>



(II)(b) Statement showing holding of Depository Receipts (DRs), where underlying shares held by "promoter/promoter group" are in excess of 1% of the total number of shares

Sr. No.	Name of the DR Holder	Type of outstanding DR (ADRs, GDRs, SDRs, etc.)	Number of shares underlying outstanding DRs	Shares underlying outstanding DRs as percentage of total number of shares {Grand Total (A)+(B)+(C) indicated in Statement at para (I)(a) above}
1				0.00
2				0.00
3				0.00
4				0.00
5				0.00
6				0.00
7				0.00
8				0.00
9				0.00
				0.00
<b>TOTAL</b>			<b>0</b>	<b>0.00</b>

**KUSAM ELECTRICAL INDUSTRIES LIMITED**

*[Signature]*  
**MANAGING DIRECTOR**

*[Signature]*  
**Company Secretary**

