


Introductory sub-table (I)(a)

Name of the Company: KUSAM ELECTRICAL INDUSTRIES LTD			
Scrip Code: 511048	Name of the scrip:	class of security: EQUITY	
QUARTER ENDED: 31.03.2015			
Partly paid-up shares:-	No. of partly paid-up shares	0	As a % of total no. of shares of the company
Held by promoter/promoter group	0		0
			0
Total - D	0	0	0
Outstanding convertible securities:-	No. of outstanding securities	As a % of total no. of outstanding convertible securities	As a % of total no. of shares of the company, assuming full conversion of the convertible securities
Held by promoter/promoter group	0	0	0
Held by public	0	0	0
Total - E	0	0	0
Warrants:-	No. of warrants	As a % of total no. of warrants	As a % of total no. of shares of the company, assuming full conversion of warrants
Held by promoter/promoter group	0	0	0
Held by public	0	0	0
Total - F	0	0	0
Total paid-up capital of the company, assuming full conversion of warrants and convertible securities	240000	0	100

J. Chaudhary





Statement Showing Shareholding Pattern

		Table (I)(a)						
Category code	Category of Shareholder	Number of Shareholders	Total number of shares	Number of shares held in dematerialized form	Total shareholding as a percentage of total number of shares		Shares Pledged or otherwise encumbered	
					As a percentage of (A+B) ¹	As a percentage of (A+B+C)	Number of shares	As a percentage
(I)	(II)	(III)	(IV)	(V)	(VI)	(VII)	(VIII)	(IX)= (VIII)/(IV)*100
(A)	Shareholding of Promoter							
1	Indian							
(a)	Individuals/ Hindu Undivided Family	8	150300	30050	62.63	62.63	0	0.00
(b)	Central Government/ State Government(s)	0	0	0	0.00	0.00	0	0.00
			0	0	0.00	0.00	0	0.00
(d)	Financial Institutions/ Banks	0	0	0	0.00	0.00	0	0.00
(e)	Any Others(Specify)	0	0	0	0.00	0.00	0	0.00
(e-i)					0.00	0.00		0.00
(e-ii)					0.00	0.00		0.00
	Sub Total(A)(1)	8	150300	30050	62.63	62.63	0	0.00
2	Foreign							
a	Individuals (Non-Residents Individuals/ Foreign Individuals)	0	0	0	0.00	0.00	0	0.00
b	Bodies Corporate	0	0	0	0.00	0.00	0	0.00
c	Institutions	0	0	0	0.00	0.00	0	0.00
d	Qualified Foreign Investor	0	0	0	0.00	0.00	0	0.00
e	Any Others(Specify)						0	0.00
d-i								0.00
d-ii								
	Sub Total(A)(2)	0	0	0	0.00	0.00	0	0.00
	Total Shareholding of	8	150300	30050	62.63	62.63	0	0.00
(B)	Public shareholding							
1	Institutions							
(a)	Mutual Funds/ UTI	0	0	0	0.00	0.00	0	0.00
(b)	Financial Institutions/ Banks	0	0	0	0.00	0.00	0	0.00
(c)	Central Government/ State Government(s)	0	0	0	0.00	0.00	0	0.00
(d)	Venture Capital Funds	0	0	0	0.00	0.00	0	0.00
(e)	Insurance Companies	0	0	0	0.00	0.00	0	0.00
(f)	Foreign Institutional Investors	0	0	0	0.00	0.00	0	0.00
(g)	Foreign Venture Capital Investors	0	0	0	0.00	0.00	0	0.00
(h)	Qualified Foreign Investor	0	0	0	0.00	0.00	0	0.00
(i)	Any Other (specify)	0	0	0	0.00	0.00	0	0.00
(h-i)					0.00	0.00		0.00


MUMBAI

(h-ii)								
	Sub-Total (B)(1)	0	0	0	0.00	0.00	0	0.00
B 2	Non-institutions							
(a)	Bodies Corporate	2	33350	0	13.90	13.90	0	0.00
(b)	Individuals				0.00	0.00	0	0.00
I	Individuals -i. Individual shareholders holding nominal share capital up to Rs 1 lakh	30	10300	0	4.29	4.29	0	0.00
II	ii. Individual shareholders holding nominal share	2	46050	0	19.19	19.19	0	0.00
(c)	Qualified Foreign Investor							
(d)	Any Other (specify)							
(d-i)	Directors & relatives	0	0	0	0.00	0.00	0	0.00
(d-ii)	Non Resident Indians	0	0	0	0.00	0.00	0	0.00
(d-iii)	Hindu Undivided Families	0	0	0	0.00	0.00	0	0.00
(d-iv)	Clearing Member	0	0	0	0.00	0.00	0	0.00
		0	0	0	0.00	0.00	0	0.00
	Sub-Total (B)(2)	34	89700	0	37.38	37.38	0	0.00
(B)	Total Public Shareholding (B)= (B)(1)+(B)(2)	34	89700	0	37.38	37.38	0	0.00
	TOTAL (A)+(B)	42	240000	30050	100.00	100.00	0	0.00
(C)	Shares held by Custodians and against which Depository Receipts have been issued							
1	Promoter and Promoter Group	0	0	0	0	0.00	0	0.00
2	Public	0	0	0	0	0.00	0	0
	Sub-Total (C)	0	0	0	0	0	0	0
	GRAND TOTAL (A)+(B)+	42	240000	30050	100.00	100.00	0	0.00

Sr.No	Notes
1	
2	
3	
4	
5	
6	
7	
8	
9	

Shardul



A circular stamp with the text "KUSAM ELECTRICAL INDUSTRIES LIMITED" around the perimeter and "MUMBAI" in the center. A signature is written across the stamp.

(D)(b) Statement showing holding of securities (including shares, warrants, convertible securities) of persons belonging to the category "Promoter and Promoter Group"

Sr. No.	Name of the shareholder	Details of Shares held		Encumbered shares (*)			Details of warrants			Details of convertible securities		Total shares (including underlying shares assuming full conversion of warrants and convertible securities) as a % of diluted share capital
		Number of shares held	As a % of grand total (A)+(B)+(C)	No.	As a percentage (VI)=(V)/(III)*100	As a % of grand total (A)+(B)+(C) of sub-clause (D)(a)	Number of warrants held	As a % total number of warrants of the same class	Number of convertible securities held	As a % total number of convertible securities of the same class		
											(III)	
1	ABHAY KUMAR GOLIYA	20000	8.33	0	0.00	0.00	0	0	0	0	0	8.33
2	CHANDMAL GOLIYA	66300	27.63	0	0.00	0.00	0	0	0	0	0	27.63
3	JANWARLAL SIPANI	39500	16.46	0	0.00	0.00	0	0	0	0	0	16.46
4	NAVRATTANMAL GOLIYA	13000	5.42	0	0.00	0.00	0	0	0	0	0	5.42
5	PRAMILA GOLIYA	5000	2.08	0	0.00	0.00	0	0	0	0	0	2.08
6	PREMDEVI GOLIYA	5000	2.08	0	0.00	0.00	0	0	0	0	0	2.08
7	SARASWATI LODHA	900	0.38	0	0.00	0.00	0	0	0	0	0	0.38
8	VIJAY MAL LODHA	600	0.25	0	0.00	0.00	0	0	0	0	0	0.25
	TOTAL	150300	62.63	0	0.00	0.00	0	0	0	0	0	62.63


(*) The term "encumbrance" has the same meaning as assigned to it in regulation 28(3) of the SAST Regulations, 2011



[Handwritten signature]

(I)(c)(i) Statement showing holding of securities (including shares, warrants, convertible securities) of persons belonging to the category "Public" and holding more than 1% of the total number of shares


Sr. No.	Name of the shareholder	Number of shares held	Shares as a percentage of total number of shares {i.e., Grand Total (A)+(B)+(C) indicated in Statement at para (I)(a) above}	Details of warrants		Details of convertible securities		Total shares (including underlying shares assuming full conversion of warrants and convertible securities) as a % of diluted share capital
				Number of warrants held	As a % total number of warrants of the same class	Number of convertible securities held	% w.r.t total number of convertible securities of the same class	
1	NANDITA GOLIYA	27700	11.54	0	0	0	0	11.54
2	KAMAL GOLIYA	18350	7.65	0	0	0	0	7.65
3	PARAS ELECTRONICA PVT LTD	18350	7.65	0	0	0	0	7.65
4	SURAJ INSTRUMENT (P) LTD	15000	6.25	0	0	0	0	6.25
TOTAL		79400	33.08	0	0	0	0	33.08



[Handwritten signature]

(D)(c)(ii) Statement showing holding of securities (including shares, warrants, convertible securities) of persons (together with PAC) belonging to the category "Public" and holding more than 5% of the total number of shares of the company

Sr. No.	Name(s) of the shareholder(s) and the Persons Acting in Concert (PAC) with them	Number of shares	Shares as a percentage of total number of shares {i.e., Grand Total (A)+(B)+(C) indicated in Statement at para (D)(a) above}	Details of warrants		Details of convertible securities		Total shares (including underlying shares assuming full conversion of warrants and convertible securities) as a % of diluted share capital
				Number of warrants	As a % total number of warrants of the same class	Number of convertible securities held	% w.r.t total number of convertible securities of the same class	
1	NANDITA GOLIYA	27700	11.54	0	0	0	0	11.54
2	KAMAL GOLIYA	18350	7.65	0	0	0	0	7.65
3	PARAS ELECTRONICA PVT LTD	18350	7.65	0	0	0	0	7.65
4	SURAJ INSTRUMENT (P) LTD	15000	6.25	0	0	0	0	6.25
TOTAL		79400	33.08	0	0	0	0	33.08




[Handwritten signature]

(I)(d) Statement showing details of locked-in shares

Sr. No.	Name of the shareholder	Number of locked-in shares	Locked-in shares as a percentage of total number of shares {i.e., Grand Total (A)+(B)+(C) indicated in Statement at para (I)(a) above}	Promoter/Promoter/group/ Public
	NIL		0.00	
TOTAL		0	0.00	


Charan



(II)(a) Statement showing details of Depository Receipts (DRs)

Sr. No.	Type of outstanding DR (ADRs, GDRs, SDRs, etc.)	Number of outstanding DRs	Number of shares underlying outstanding DRs	Shares underlying outstanding DRs as a percentage of total number of shares {i.e., Grand Total (A)+(B)+(C) indicated in Statement at para (I)(a) above}
ENDED:	NIL			0.00
TOTAL		0	0	0.00

J Chandan



(II)(b) Statement showing holding of Depository Receipts (DRs), where underlying shares held by "promoter/promoter group" are in excess of 1% of the total number of shares

Sr. No.	Name of the DR Holder	Type of outstanding DR (ADRs, GDRs, SDRs, etc.)	Number of shares underlying outstanding DRs	Shares underlying outstanding DRs as a percentage of total number of shares {i.e., Grand Total (A)+(B)+(C) indicated in Statement at para (I)(a) above}
1	NIL			0.00
2				0.00
TOTAL			0	0.00

For KUSAM ELECTRICAL INDUSTRIES LIMITED

Chandmal

MANAGER/DIRECTOR

